




ercol

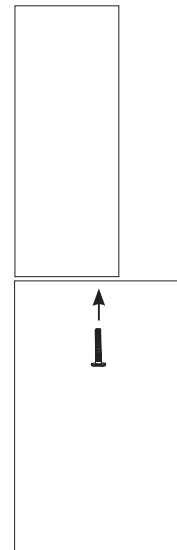
windsor display top cabinet fixing

Fitting pack contains

A	x 4 connecting bolts	
B	x 8 brass shelf supports	
C	x 1 allen key	



windsor sideboard
with display top



Place display cabinet on top of the base cabinet, as near as possible to the back. Be careful not to drag the top cabinet into position as it may damage the base.

Line up the side faces of top and bottom cabinets

Remove the drawers and check that the four pre drilled bolt holes on the top and bottom cabinets are aligned.

The bolts pass through the base cabinet.

Secure the bolts with allen key provided.

Fix the cabinet to the wall by following the wall fixing instructions (separate document).



If your cabinet contains drawers with metal runners and you need to take the drawer out, open the drawer, then, underneath the drawer, grip the catch handles on either side and pull them towards you to release the drawer.